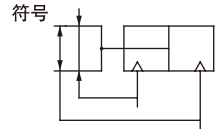




# 气爪(平行开闭型)/圆柱形爪体 MHS3系列(φ16~φ125)



楔形凸轮结构可增加夹持力

## 共同规格

型号	MHS3-16D	MHS3-20D	MHS3-25D	MHS3-32D	MHS3-40D	MHS3-50D	MHS3-63D	MHS3-80D	MHS3-100D	MHS3-125D	
缸径 mm	16	20	25	32	40	50	63	80	100	125	
使用流体	空气										
使用压力范围	0.2 ~ 0.6MPa					0.1 ~ 0.6MPa					
环境和流体温度	-10~60°C (未冻结)										
重复精度	± 0.01mm										
最高动作频率	120c.p.m					60c.p.m			30c.p.m		
给油	不需要										
动作方式	双作用										
注) 夹持力(N)	外径夹持										
压力0.5MPa	14	25	42	74	118	187	335	500	750	1270	
	内径夹持										
	16	28	47	82	130	204	359	525	780	1320	
标准型手指行程mm	4	4	6	8	8	12	16	20	24	32	
接管口径 Rc	M3 x 0.5		M5 x 0.8						1/8	1/4	3/8

注) 夹持外径时的夹持力, φ16~φ25的夹持点距离L=20mm, φ32~φ63的夹持点距离L=30mm, φ80~φ125的夹持点距离L=50mm时的数值。

## 型号表示方法

[标准型·长行程型] MHS3 — 20 D

缸径

## 订货举例

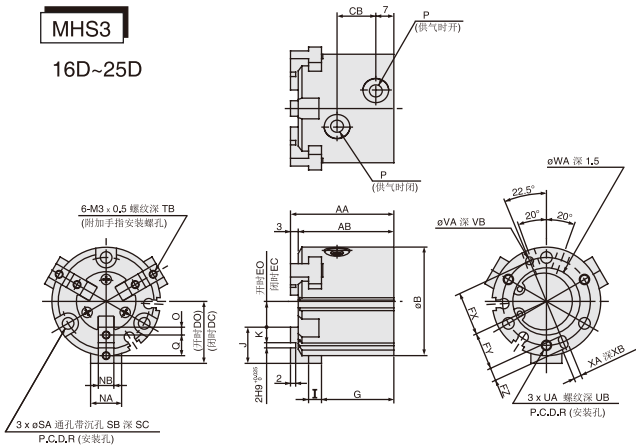
- 所需缸径:50,需磁性开关  
正确型号:MHS3-50D  
D-M9BL 2个磁性开关  
BMG2-012 2个磁性开关安装码

## 行程/磁性开关型号表

缸径 (mm)	磁性开关 无触点		磁性开关 安装码
	2线	3线NPN	
16-25	D-M9BL	D-M9NL	BMG2-012
32-125			

## 外形尺寸图 (毫米)

MHS3  
16D~25D

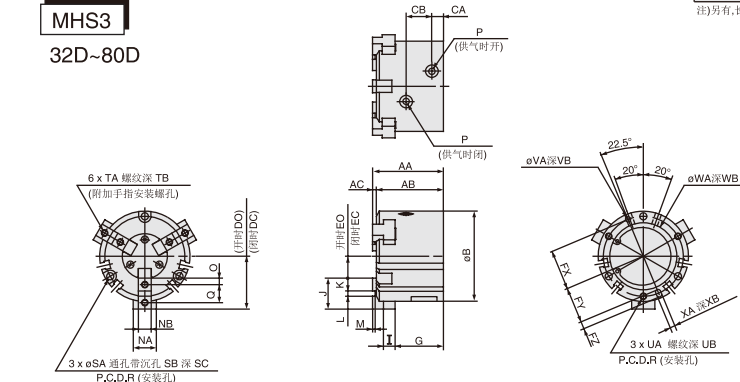


型号	AA	AB	B	CB	DC	DO	EC	EO	FX	FY	FZ	G	I	J	K	NA	NB
MHS3-16D	35	32	30	11	15	17	5	7	12.5	11	3	25	4	10	4	8	5H9 <sup>+0.030</sup>
MHS3-20D	38	35	36	13	18	20	6	8	14.5	13	3	27	5	12	5	10	6H9 <sup>+0.030</sup>
MHS3-25D	40	37	42	15	21	24	7	10	17	14.5	5	28	5	14	6	12	6H9 <sup>+0.030</sup>

型号	O	P	Q	R	SA	SB	SC	TB	UA	UB	VA	VB	WA	XA	XB
MHS3-16D	2	M3 x 0.5	6	25	3.4	6.5	8	5	M3 x 0.5	4.5	2H9 <sup>+0.035</sup>	2	17H9 <sup>+0.040</sup>	2H9 <sup>+0.035</sup>	2
MHS3-20D	2.5	M5 x 0.8	7	29	3.4	6.5	9.5	6	M3 x 0.5	6	2H9 <sup>+0.035</sup>	2	21H9 <sup>+0.030</sup>	2H9 <sup>+0.035</sup>	2
MHS3-25D	3	M5 x 0.8	8	34	4.5	8	10	6	M4 x 0.7	6	3H9 <sup>+0.035</sup>	3	26H9 <sup>+0.030</sup>	3H9 <sup>+0.035</sup>	3

MHS3  
32D~80D

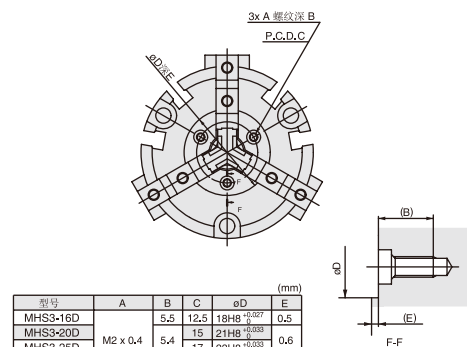


型号	AA	AB	AC	B	CA	CB	DC	DO	EC	EO	FX	FY	FZ	G	I	J	K	L	M	NA	NB
MHS3-32D	44	41	3	52	8	16	28	32	8	12	22	19.5	5	30.5	6	20	9	2H9 <sup>+0.035</sup>	2	14	8H9 <sup>+0.030</sup>
MHS3-40D	47	44	3	62	9	17	31	35	10	14	26.5	23.5	6	32	7	21	9	3H9 <sup>+0.035</sup>	2	16	8H9 <sup>+0.030</sup>
MHS3-50D	55	52	3	70	9	20	35	41	11	17	31	28	6	37.5	9	24	10	4H9 <sup>+0.030</sup>	2	18	10H9 <sup>+0.030</sup>
MHS3-63D	66	62	4	86	12	22	43	51	15	23	38	34.5	7	44	11	28	11	6H9 <sup>+0.030</sup>	3	24	12H9 <sup>+0.030</sup>
MHS3-80D	82	77	5	106	13.5	27	53.5	63.5	15	31.5	47.5	43.5	8	56	12	32	12	8H9 <sup>+0.030</sup>	4	28	14H9 <sup>+0.030</sup>

型号	O	P	Q	R	SA	SB	SC	TA	TB	UA	UB	VA	VB	WA	WB	XA	XB	Y
MHS3-32D	4.5	M5 x 0.8	11	44	4.5	8	9	M4 x 0.7	8	M4 x 0.7	6	3H9 <sup>+0.035</sup>	3	34H9 <sup>+0.030</sup>	2	3H9 <sup>+0.035</sup>	3	6
MHS3-40D	4.5	M5 x 0.8	12	53	5.5	9.5	9	M4 x 0.7	8	M5 x 0.8	7.5	4H9 <sup>+0.030</sup>	4	42H9 <sup>+0.030</sup>	2	4H9 <sup>+0.030</sup>	4	8
MHS3-50D	5	M5 x 0.8	14	62	5.5	9.5	12	M5 x 0.8	10	M5 x 0.8	10	4H9 <sup>+0.030</sup>	4	52H9 <sup>+0.030</sup>	2	4H9 <sup>+0.030</sup>	4	7
MHS3-63D	5.5	M5 x 0.8	17	76	6.6	11	14	M5 x 0.8	10	M6 x 1	9	5H9 <sup>+0.030</sup>	5	68H9 <sup>+0.030</sup>	2.5	5H9 <sup>+0.030</sup>	5	7.5
MHS3-80D	6	M5 x 0.8	20	95	6.6	11	19	M6 x 1	12	M6 x 1	12	6H9 <sup>+0.030</sup>	6	82H9 <sup>+0.030</sup>	3	6H9 <sup>+0.030</sup>	6	8

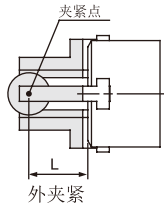
## MHS3系列端板安装口位置详细尺寸



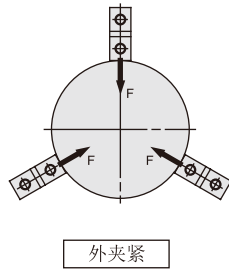
型号	A	B	C	φD	E
MHS3-16D	M2 x 0.4	5.5	12.5	18H8 <sup>+0.027</sup>	0.5
MHS3-20D		15	21H8 <sup>+0.033</sup>	0.6	
MHS3-25D		17	23H8 <sup>+0.033</sup>	0.6	
MHS3-32D	M3 x 0.5	5.2	21	27H8 <sup>+0.033</sup>	0.8
MHS3-40D		22	31H8 <sup>+0.039</sup>	1	
MHS3-50D	M4 x 0.7	8	26	35H8 <sup>+0.039</sup>	1
MHS3-63D		33	42H8 <sup>+0.039</sup>	1	
MHS3-80D		40	52H8 <sup>+0.039</sup>	1	
MHS3-100D		54	70H8 <sup>+0.040</sup>	1.5	
MHS3-125D		62	82H8 <sup>+0.044</sup>	1.5	

# 气爪(平行开闭型)/圆柱形爪体: MHS□3系列

## 有效夹持力

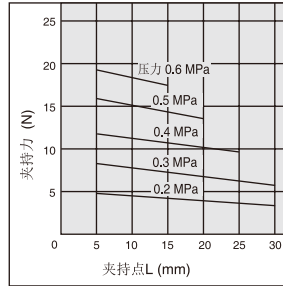


L: 夹紧距离

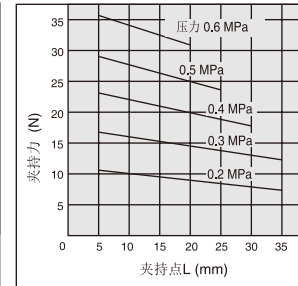


外夹紧

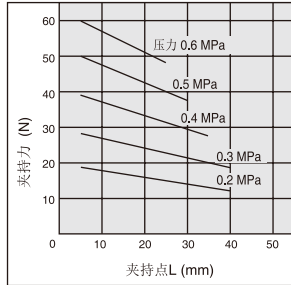
## 外部夹持力 MHS3-16D



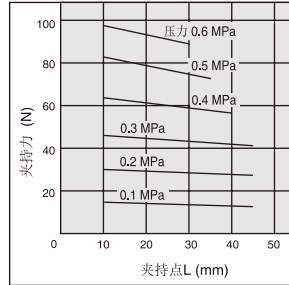
## MHS3-20D



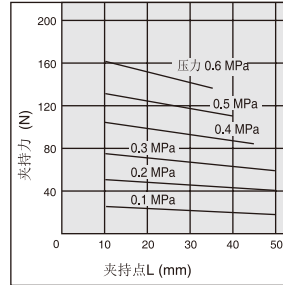
## MHS3-25D



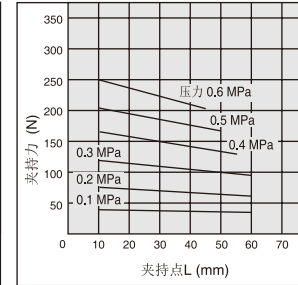
## MHS3-32D



## MHS3-40D

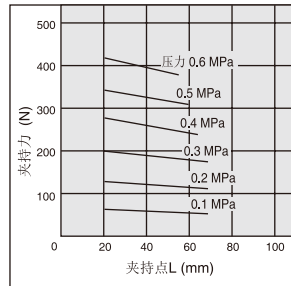


## MHS3-50D

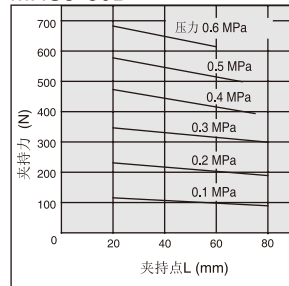


3

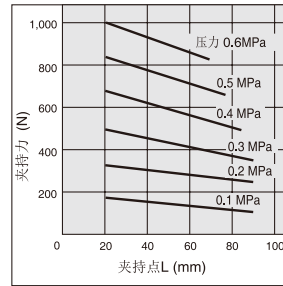
## MHS3-63D



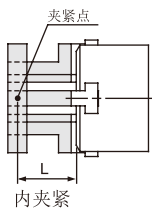
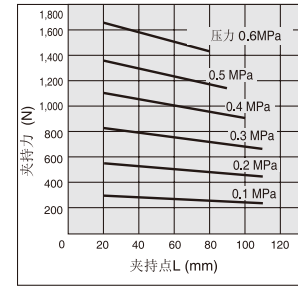
## MHS3-80D



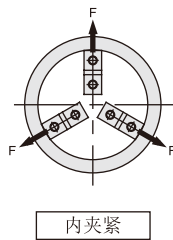
## MHS3-100D



## MHS3-125D

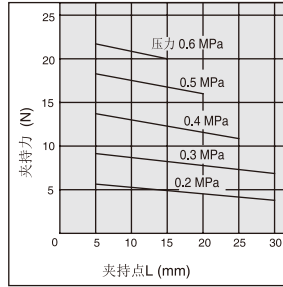


内夹紧

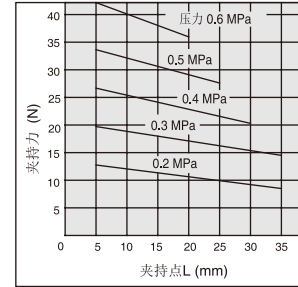


内夹紧

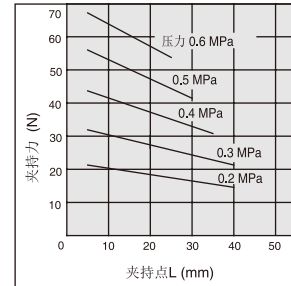
## 内部夹持力 MHS3-16D



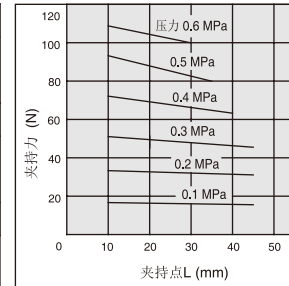
## MHS3-20D



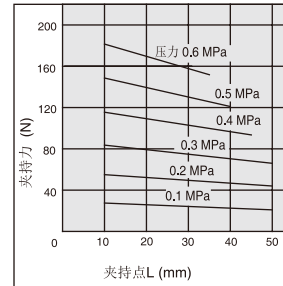
## MHS3-25D



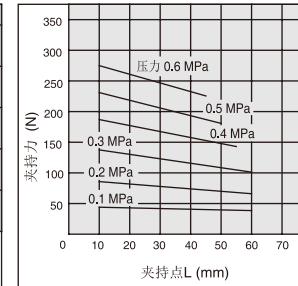
## MHS3-32D



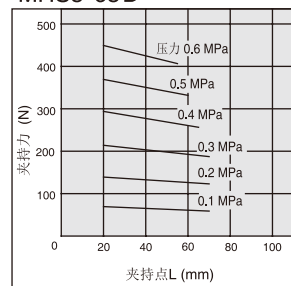
## MHS3-40D



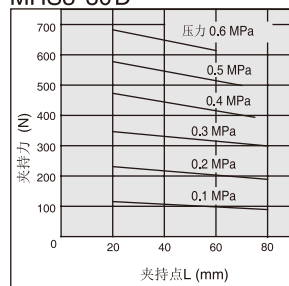
## MHS3-50D



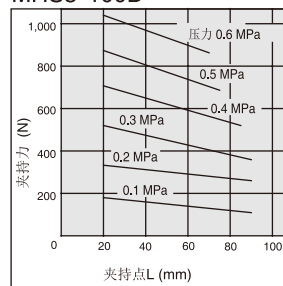
## MHS3-63D



## MHS3-80D



## MHS3-100D



## MHS3-125D

